

LEAVIN



SUPERABRASIVE

2020

PRODUCT CATALOG



superabrasive.com

introducing the new

LP36

AN ALL-NEW LAVINA RIDE-ON POWER TROWEL,
READY TO GRIND AND POLISH AT INCREDIBLE RATES.



Propane Engine	Kawasaki FX1000V
Engine Capacity	999cc / 61 cu.in., 35 hp / 26.1 kW
Rotor RPM	0-185 rpm
Engine RPM	2000-3600 rpm
Path Width	80" / 2032 mm
Pan Diameter	2 x 36 in / 915 mm
Tool Holders per Pan	4 x 10.63 in / 270 mm or 4 x 14 in / 355 mm
Blades per Rotor	4
Propane Tank Capacity	33.5 lbs / 15.2 kg
Lifting (with manual jack)	7.9 in / 200 mm
Weight	1389 lbs / 630 kg
Machine Size LxWxH	84x41x64 in / 214x104x162 cm

HIGH PRODUCTIVITY
POWERFUL ENGINE
ERGONOMIC DESIGN
SIMPLE OPERATION
GOOD BALANCE



Integrated wheel set lifts the trowel (200mm) for changing blades and tools quickly and easily. One person can raise and lower the integrated wheel, using a jack at the rear of the machine.



Powerful Kawasaki FX1000V engine with Lavina Fuel Minder for closed loop fuel management and optimal performance.

Heavy-duty shroud.

LED lighting.




Continuously variable transmission provides superior performance by continually adjusting the drive ratio to obtain optimum torque and speed during all phases of finishing from low speed high torque to high speed burnishing.

TROWEL SHINE


POWER TROWEL CONCRETE POLISHING SYSTEM



- ✓ TRANSFORM YOUR POWER TROWEL INTO A PLANETARY GRINDING AND POLISHING MACHINE.
- ✓ INCREDIBLY HIGH PRODUCTIVITY - MORE THAN 10,000 SF PER HOUR PER GRIT.
- ✓ MINIMUM START-UP COST FOR POWER TROWEL OWNERS WHO WANT TO ADD POLISHING TO THEIR SERVICES.
- ✓ IDEAL FOR LARGE INDUSTRIAL PROJECTS WHERE TRADITIONAL POLISHING IS NOT FEASIBLE.



TROWEL SHINE TOOL HOLDERS - 10.63" & 14"

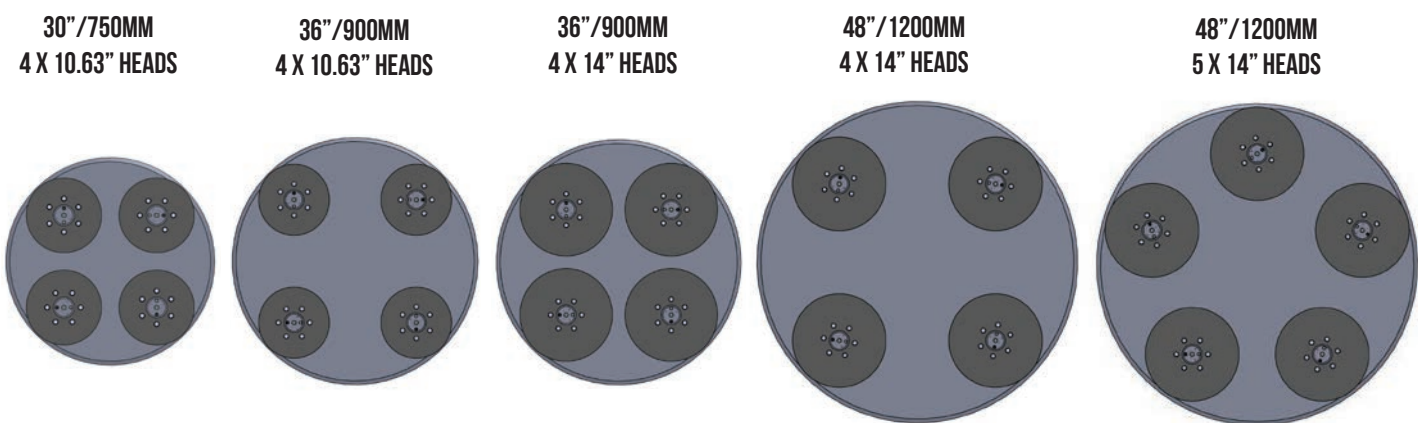


ROTATING HEAD TECHNOLOGY AND FLEXIBLE FOAM HEADS FOR AN EVEN TOOL WEAR AND PERFECT BALANCE.

FAST AND EASY TOOL CHANGES WITH TROWEL SHINE VELCRO-BACKED DIAMOND PADS.




POPULAR TROWEL SHINE SET-UPS:



You can order trowel pans with pre-installed Trowel Shine tool holders, or you can install the tool holders yourself on the floating pans. We provide a drilling template with each tool holder. For best results, the number of tool holders should match the number of blades on your power trowel, and they should be installed symmetrically, with no tools sticking out.

HOW IT WORKS:



TROWEL SHINE TOOLING STEPS, WET APPLICATION



IF FLOOR IS DAMAGED OR HAS A RAIN DROP EFFECT

If grinding is necessary, start with SA-MB metal bond grinding discs (3" size, velcro backed). Use 3 pcs on 10.63" tool holders, and 5 pcs on 14" tool holders. **Wet application.**

SA-0046MB
SA-0070MB
SA-0120MB



OPTIONAL POLISHING STEPS: 1800 & 3500 GRIT

For best results, use V-HARR premium polishing pads or ShinePro diamond pads. Apply a concrete sealer after 3500 grit, if needed.



Headquarters and Sales Office, USA:

Superabrasive, Inc.
9411 Jackson Trail Road
Hoschton, GA, USA 30548
TEL +1 (706) 658-1122
FAX +1 (706) 658-0357
TOLL FREE (800) 987-8403
EMAIL: info@superabrasive.us

Factory & European Sales Office, Bulgaria:

Superabrasive Ltd.
2A Rabotnicheska St.
6140 Krun
Bulgaria
TEL +359 431 64477
FAX +359 431 64466
EMAIL: factory@superabrasive.com

Superabrasive UK:

Superabrasive Ltd.
15 Longfold
Maghull, Liverpool L31 6AF
England
TEL +44 151 286 7748
FAX +44 151 474 8042
EMAIL: office-uk@superabrasive.us

Superabrasive Turkey:

Superabrasive Ltd.
Yukari Dudullu Mah.Nato Yolu Cad.Sevinc Sk.#10
Istanbul, Turkey
TEL +90 216 450 33 98
FAX +90 216 348 95 98
EMAIL: info@superabrasive.com.tr

Superabrasive Ukraine:

Superabrasive Ltd.
Jelezadorojnii pereylok 5-A
Dergachi 62300, Kharkovskaya obl.
Ukraine
TEL: +380 50 615 4234
EMAIL: polyakov@superabrasive.com

Website:

www.superabrasive.com

